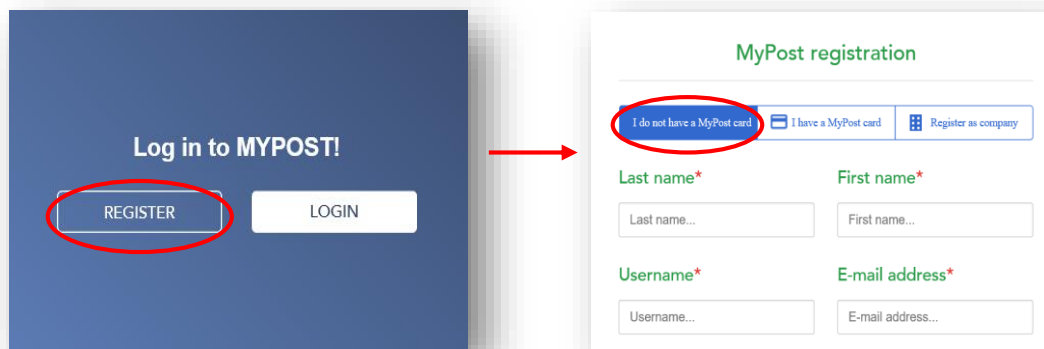


GUIDE FOR REQUESTING MPL API KEYS

Registration

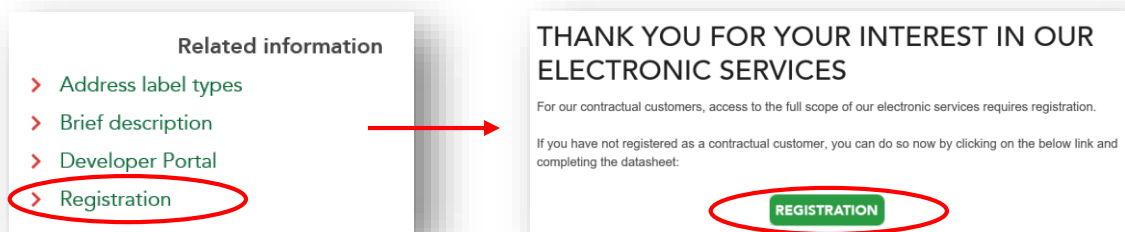
The private individual (not the company!) should perform the steps below who will obtain the API key later.

1. **Register as a private individual(!)** by clicking the 'Register' button on the [MyPost](#) interface. To register, please enter the required information in the window that appears. *(If you have previously registered as an private individual on the MyPost interface, this step can be skipped)*



2. **To set up MPL API access for the company**, the data of the company and also of the private individual registered in the previous point (on the MyPost interface) will be needed, as follows:

On the [MPL API](#) information page, click 'Registration' menu item on the right, and then click the green 'Registration' button on the page that appears.



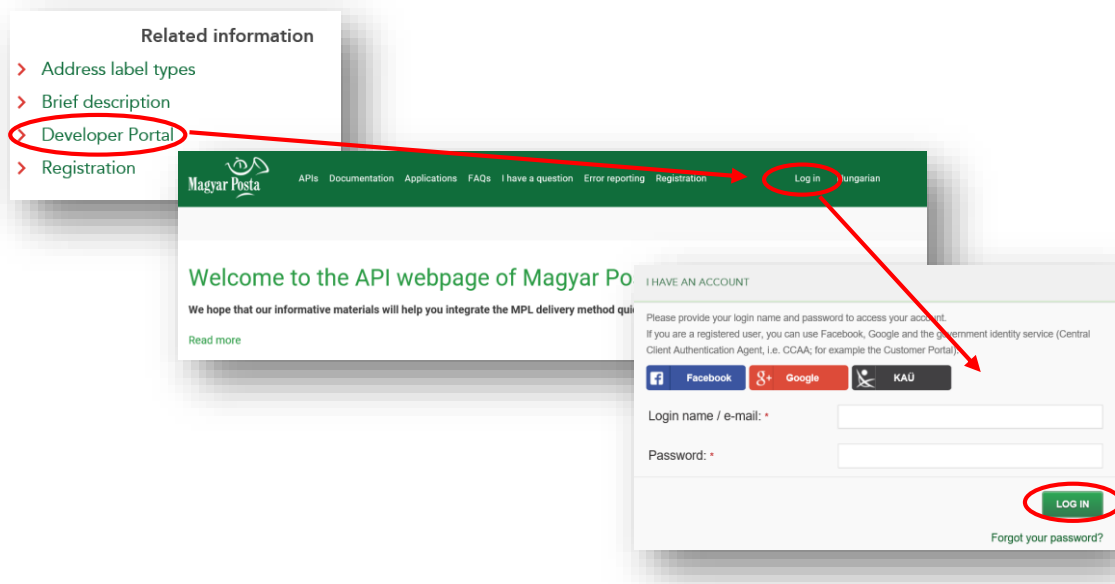
Please, fill in the excel spreadsheet accessed in this way with the data of the person registered in the first section, then send it to us at the kwradmin@posta.hu e-mail address.

Based on the excel spreadsheet received, we will soon set up the submitted person to have access to the API-keys for that company and will send a confirmation e-mail.

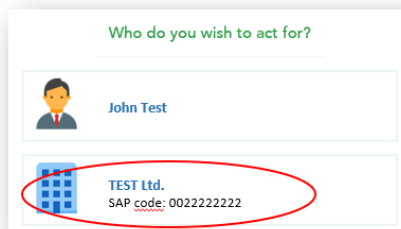
Obtaining API keys

If you have received the confirmation e-mail, the registered user can obtain the API keys required to use the service by performing the steps below.

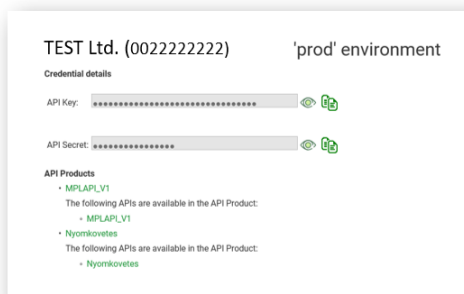
3. On the [MPL API](#) information page, in the menu bar on the right, click on 'Developer Portal' menu item, in the top green bar, on 'Log in', then enter your username and password for the MyPost registration and press the 'Log in' button.



4. After logging in, please select the company from the usage modes.



5. Scrolling down the page that appears, you will find the API keys at the bottom of the page, from which you will need the key pair marked 'prod' (API Key, API Secret).



With the help of the obtained API key pair, the MPL address printing option can be set in Your system (e.g., web store, administration software). Contact your system manufacturer for assistance in setting up.

If you have any further questions, please contact our Business Customer Service:

[Request for information](#)

[Error reporting](#)